

Sant Gadge Baba Amravati University

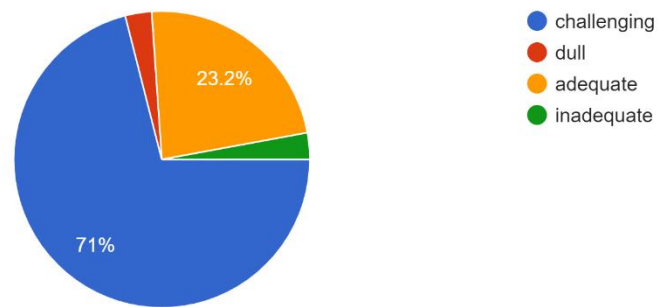
Department of Business Administration and Management

Students' Overall Evaluation of Programme and teaching

Questionnaire no. 3 Analysis

1) The syllabus was

69 responses

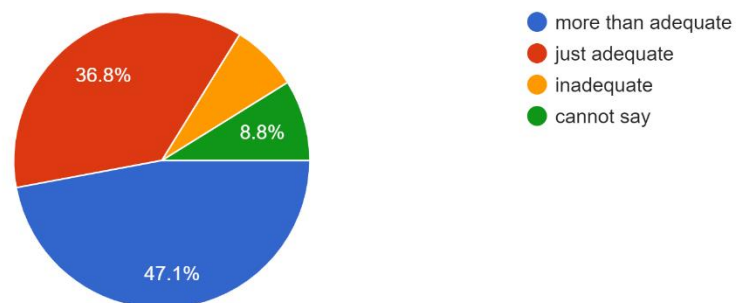


Particulars	No. of Respondents
Challenging	49
Dull	2
Adequate	16
Inadequate	2

Analysis : Majority of respondents are saying that the syllabus was challenging.

2) Your background for benefiting from the course was

68 responses

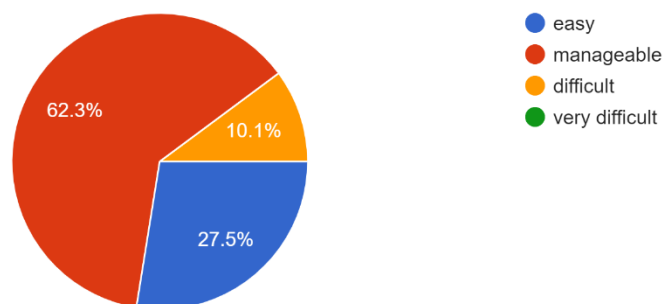


Particulars	No. of Respondents
More than adequate	32
Just adequate	25
Inadequate	5
Cannot say	6

Analysis : Majority of respondents are saying that their background was more than adequate for benefiting from the course.

3) Was the course conceptually difficult to understand?

69 responses

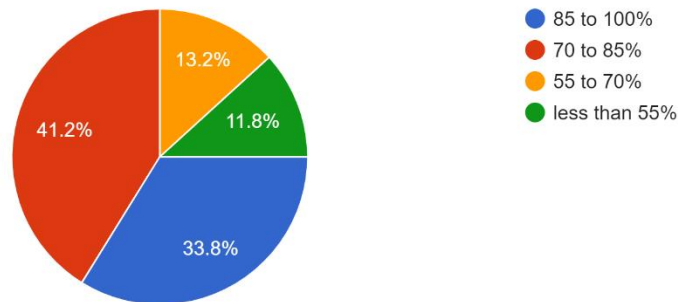


Particulars	No. of Respondents
Easy	19
Manageable	43
Difficult	7
Very difficult	0

Analysis : Majority of respondents are saying that course was manageable to understand.

4) How much of the syllabus was covered in class?

68 responses

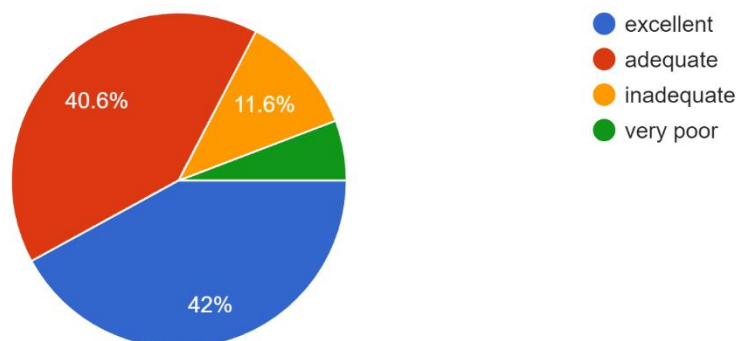


Particulars	No. of Respondents
85 to 100%	23
70 to 85%	28
55 to 70%	9
Less than 55%	8

Analysis : Majority of respondents are saying that 85 % to 100 % syllabus was covered in class.

5) What is your opinion about the library materials for the course?

69 responses

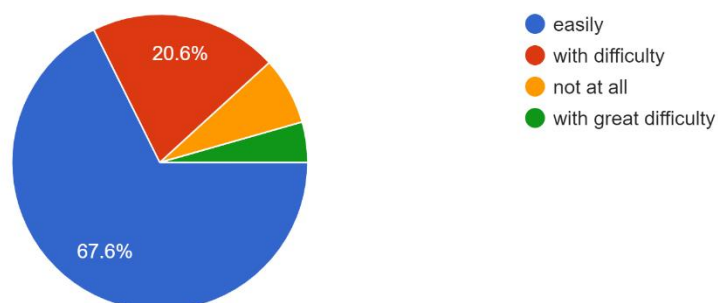


Particulars	No. of Respondents
Excellent	29
Adequate	28
Inadequate	8
Very poor	4

Analysis : Majority of respondents are saying Library material for the course was excellent.

6) Were you able to get the prescribed readings?

68 responses

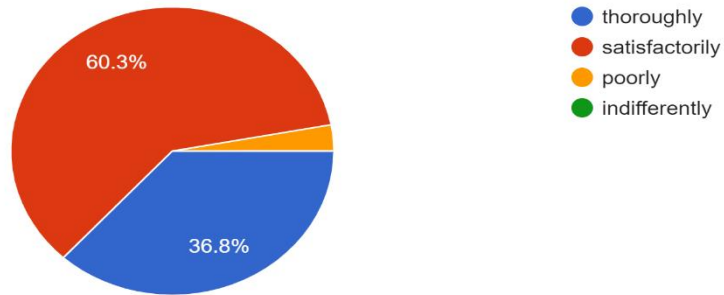


Particulars	No. of Respondents
Easily	46
With difficulty	14
Not at all	5
With great difficulty	3

Analysis : Majority of respondents are saying that they got prescribed reading easily available.

7) How well did the teacher prepare for class?

68 responses

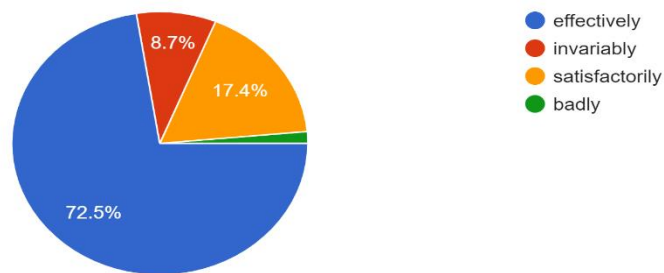


Particulars	No. of Respondents
Thoroughly	25
Satisfactorily	41
Poorly	2
Indifferently	0

Analysis : Majority of respondents are saying teachers prepared satisfactorily for the class.

8) How well was the teacher able to communicate?

69 responses

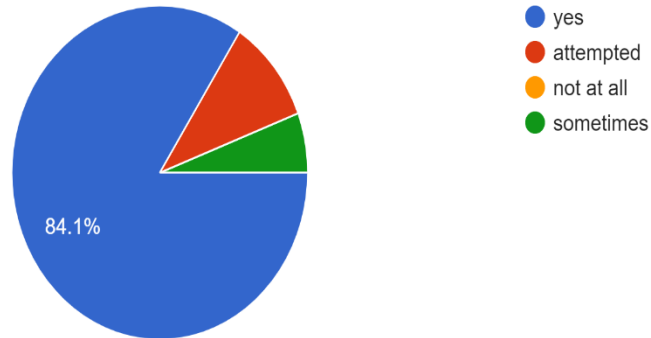


Particulars	No. of Respondents
Effectively	50
Invariably	6
Satisfactorily	12
Badly	1

Analysis : Majority of respondents are saying that teachers were able to communicate effectively.

9) Did the teacher encourage student participation in class?

69 responses

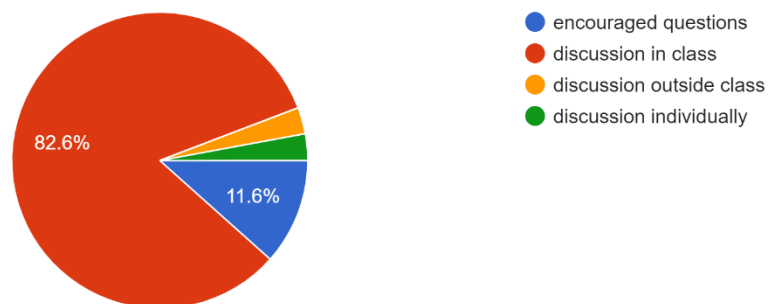


Particulars	No. of Respondents
Yes	58
Attempted	7
Not at all	0
Sometimes	4

Analysis : Majority of respondents are saying teachers encouraged students for class participation.

10) If yes, which of the following methods were used?

69 responses

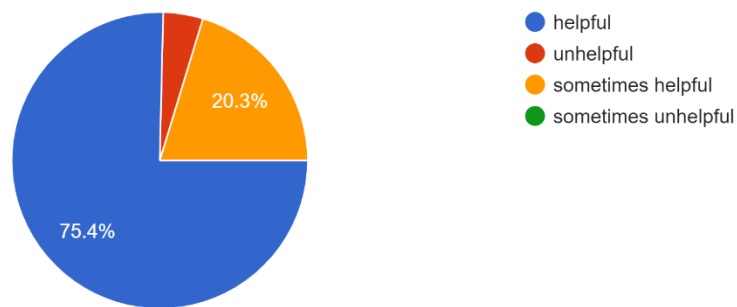


Particulars	No. of Respondents
Encouraged questions	8
Discussion in class	57
Discussion outside class	2
Discussion individually	2

Analysis : Majority of respondents are saying discussion in class were used to encourage student participation.

11) How helpful was the teacher in advising?

69 responses

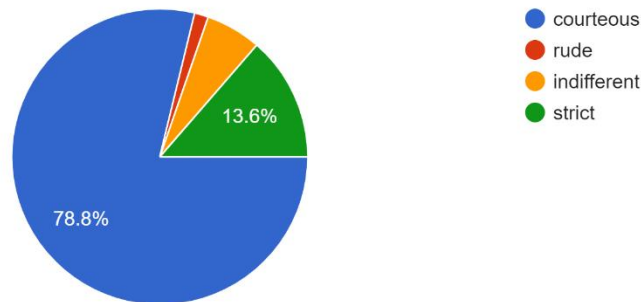


Particulars	No. of Respondents
Helpful	52
Unhelpful	3
Sometimes helpful	14
Sometimes unhelpful	0

Analysis : Majority of respondents are saying teachers were very good in advising .

12) Was the teacher

66 responses

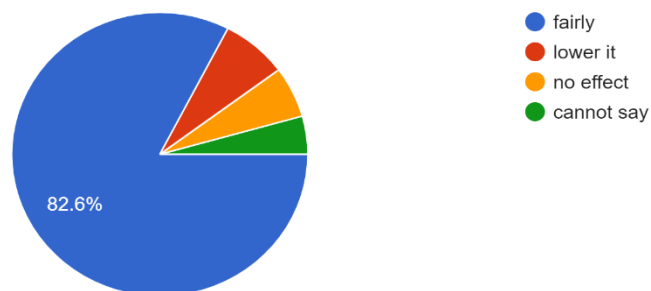


Particulars	No. of Respondents
Courteous	52
Rude	1
Indifferent	4
Strict	9

Analysis : Majority of respondents are saying teachers were courteous.

13) Did the internal assessment work?

69 responses

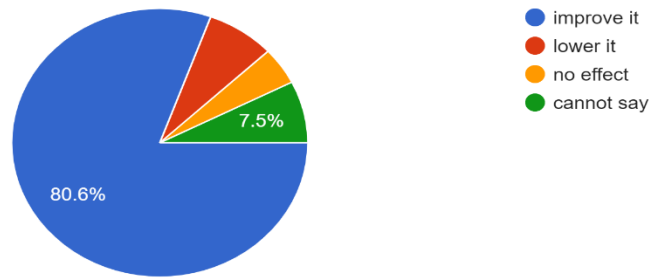


Particulars	No. of Respondents
Fairly	57
Lower it	5
No effect	4
Cannot say	3

Analysis : Majority of respondents are saying that internal assessment work fairly.

14) What effect do you think the internal assessment will have on your course grade?

67 responses

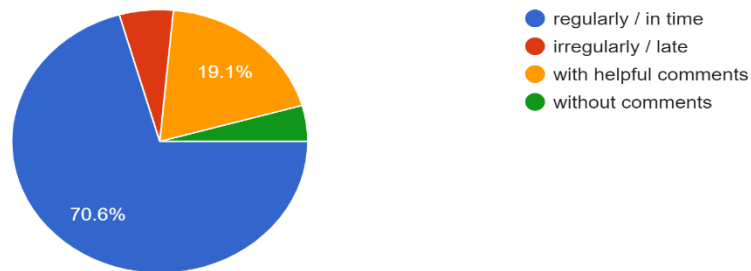


Particulars	No. of Respondents
Improve it	54
Lower it	5
No effect	3
Cannot say	5

Analysis : Majority of respondents are saying internal assessment will improve their course grade.

15) How did the teacher provide feedback on your performance?

68 responses

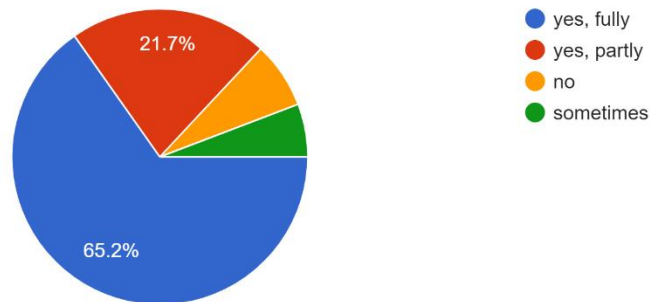


Particulars	No. of Respondents
Regularly / in time	48
Irregularly / late	4
With helpful comments	13
Without comments	3

Analysis : Majority of respondents are saying teachers were giving regular /in time feedback on their performance.

16) Were your assignments discussed with you?

69 responses

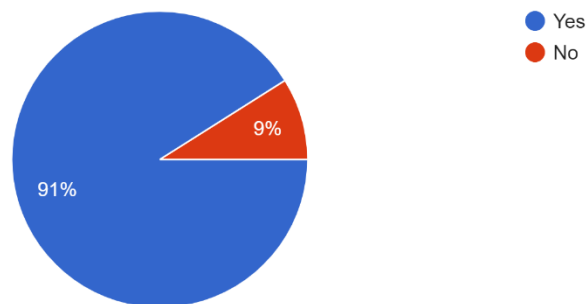


Particulars	No. of Respondents
Yes, fully	45
Yes, partly	15
No	5
Sometimes	4

Analysis : Majority of respondents are saying assignments were discussed with them.

17) Were you provided with a course and lecture outline at the beginning?

67 responses

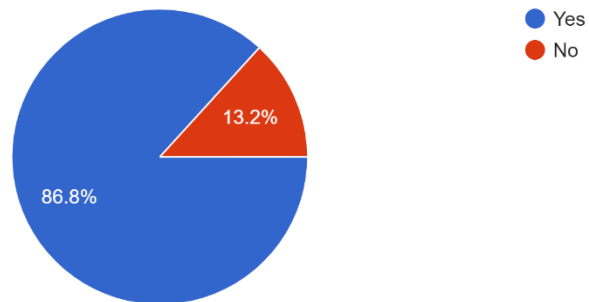


Particulars	No. of Respondents
Yes	61
No	6

Analysis : Majority of respondents are saying course and lecture outline were provided at the beginning.

18) Was it helpful?

68 responses

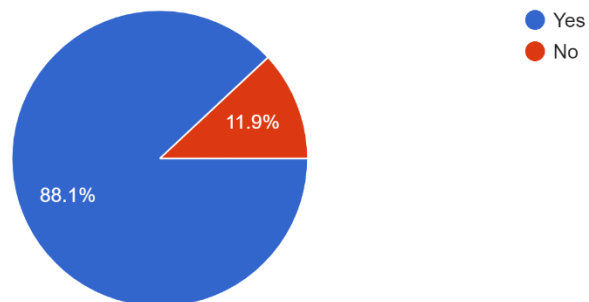


Particulars	No. of Respondents
Yes	59
No	9

Analysis : Majority of respondents are saying course and lecture outline provided at the beginning were helpful.

19) Was it followed?

67 responses

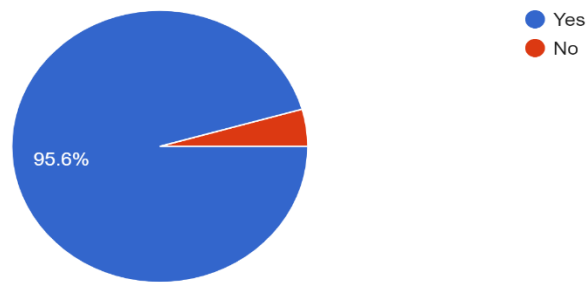


Particulars	No. of Respondents
Yes	59
No	8

Analysis : Majority of respondents are saying course and lecture outline were followed.

20) Was there any opportunity for personal interaction with teachers?

68 responses

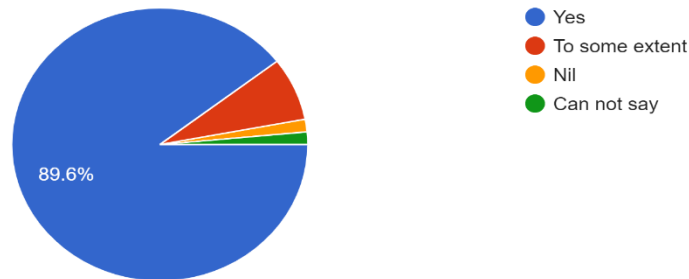


Particulars	No. of Respondents
Yes	65
No	3

Analysis : Majority of respondents are saying that there was opportunity of personal interaction with the teacher.

21) Was there any opportunity for small group work?

67 responses

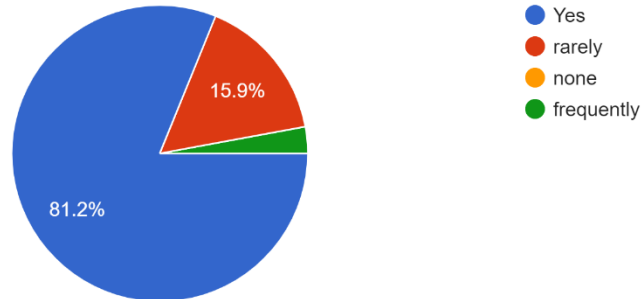


Particulars	No. of Respondents
Yes	60
To some extent	5
Nil	1
Can not say	1

Analysis : Majority of respondents are saying there was opportunity to work for small work group.

22) Were outsider experts invited to address you?

69 responses

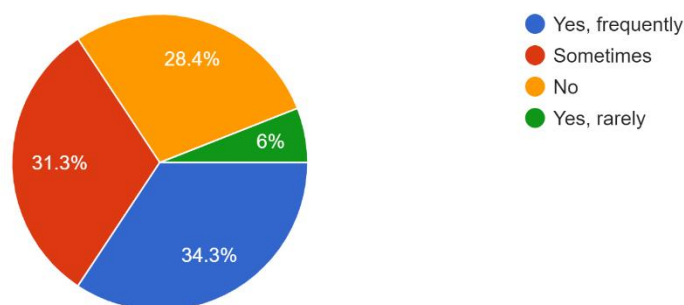


Particulars	No. of Respondents
Yes	56
Rarely	11
None	0
Frequently	2

Analysis: Majority of respondents are saying outsider experts were invited to address them.

23) Did you visit industries, laboratories, banks and outside Universities?

67 responses



Particulars	No. of Respondents
Yes, frequently	23
Sometimes	21
No	19
Yes, rarely	4

Analysis : Majority of respondents are saying that they frequently visited industries, laboratories, banks and outside universities.

24) If you have other comments to offer on the course and the instructor you may do so below or on a separate sheet.

Following were the some of responses.

1. No
2. No comments
3. All syllabus was completed before exams and our teachers are inspired person to learn something new and always supportive.
4. They don't give marks on the basis of internal assessment.
5. Course fee payment system is improper. They are asking for fee/fine again for getting the tc/marksheet
6. Good
7. Syllabus needs to be covered within the time period before examination and relevance should be there while teaching.

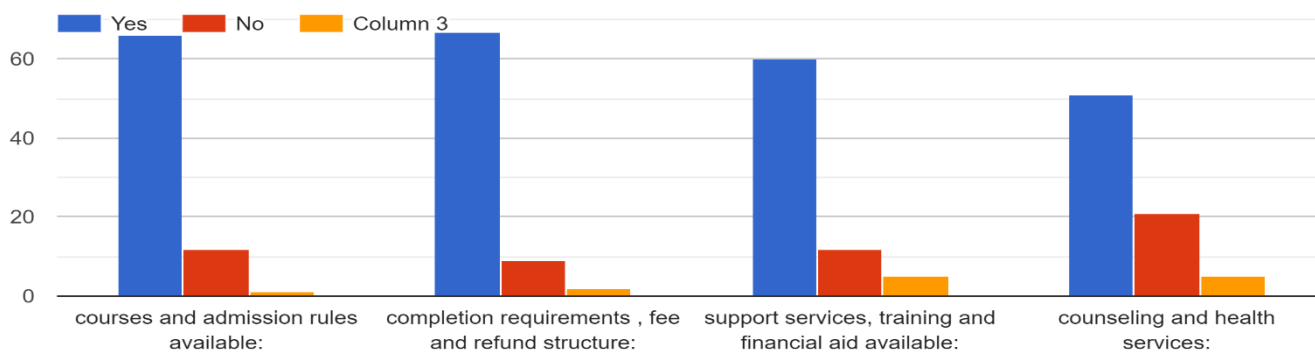
Sant Gadge Baba Amravati University

Department of Business Administration and Management

Students' overall Evaluation of Programme and Teaching

Questionnaire No. 4 Analysis

1) Before undertaking the programme did you get a prospectus? Yes or No. Did it contain the following details?

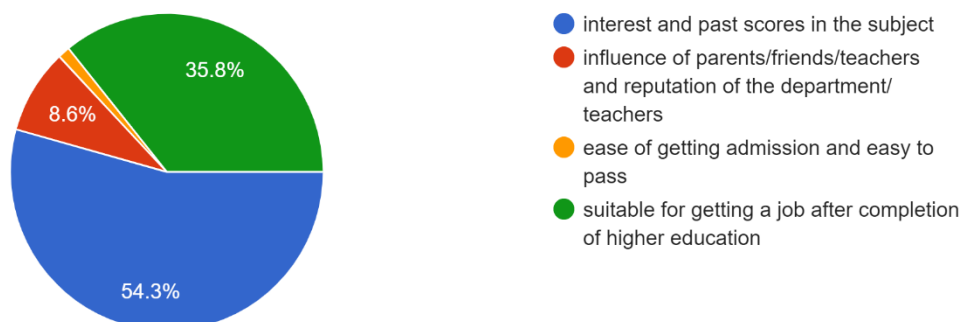


Particulars	Yes	No	Column 3
Courses and admission rules available:	66	12	1
Completion requirements , fee and refund structure:	67	9	2
Support services, training and financial aid available:	60	12	5
Counseling and health services:	51	21	5

Analysis : Majority of respondents are saying 'yes' to the contents .

2) What determined your choice of the subject?

81 responses

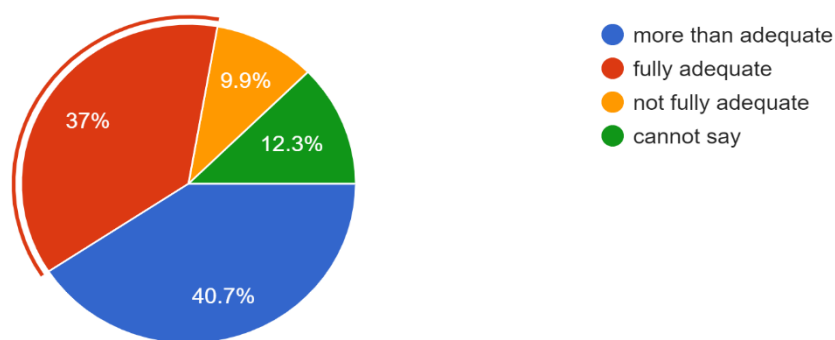


Particulars	No. of responses.
Interest and past scores in the subject	44
Influence of parents/friends/teachers and reputation of the department/teachers	7
Ease of getting admission and easy to pass	1
Suitable for getting a job after completion of higher education	29

Analysis : Majority of respondents are saying 'Interest and past scores in the subject' is the reason of choice of the MBA as subject .

3) How far was your background suited to select the course?

81 responses

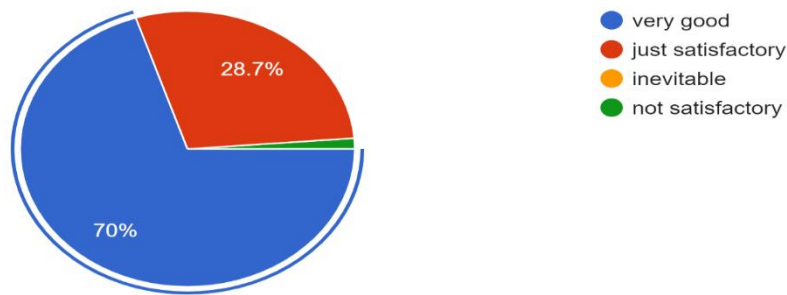


Particulars	No. of responses
More than adequate	33
Fully adequate	30
Not fully adequate	8
Cannot say	10

Analysis : Majority of respondents are saying their background is suited for the MBA course

4) The choice of courses offered was

80 responses

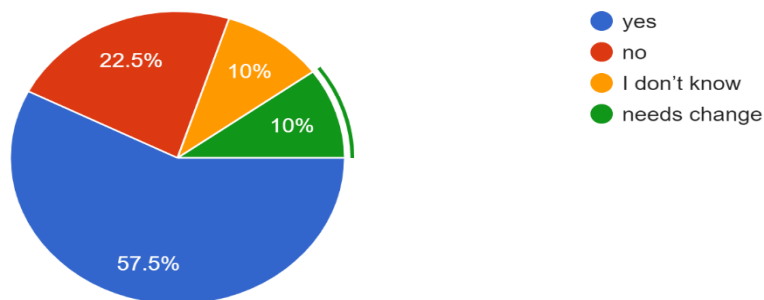


Particulars	No. of responses
Very good	56
Just satisfactory	23
Inevitable	0
Not satisfactory	1

Analysis : Majority of respondents are saying choice of course offered was very good.

5) In case no optional courses were available, would you have liked to suggest some?

80 responses

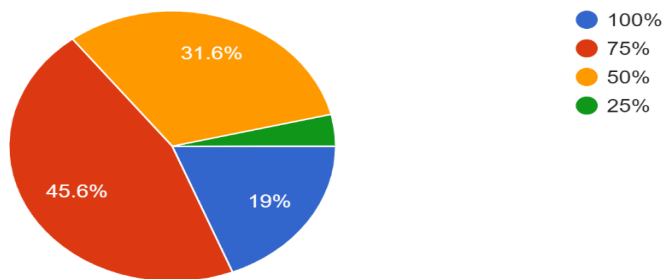


Particulars	No. of responses.
Yes	46
No	18
I don't know	8
Needs change	8

Analysis : Majority of respondents are saying 'yes' to suggest .

6) What do you think should be the ratio of optional courses to the total number of general courses?

79 responses

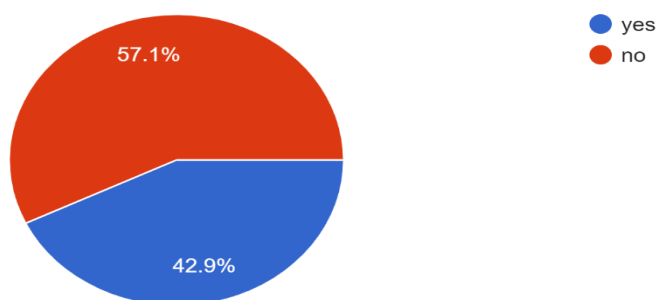


Particulars	No. of responses
100%	15
75%	36
50%	25
25%	3

Analysis : Majority of respondents are saying 75 % should be the ratio of optional courses to total number of general course.

7) Was it possible to take a course from other departments?

77 responses

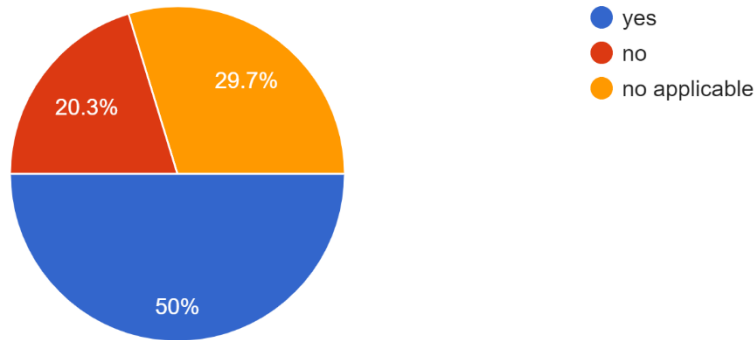


Particulars	No. of responses
Yes	33
No	44

Analysis : Majority of respondents are saying 'No' .

8) If, yes did you benefit from the interdisciplinary study?

74 responses

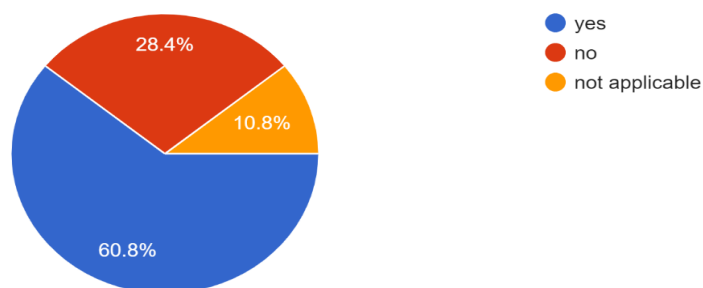


Particulars	No. of responses.
Yes	37
No	15
No applicable	22

Analysis : Majority of respondents are saying 'yes' to the benefit of interdisciplinary study.

9) If not, would you have liked to do interdisciplinary work?

74 responses



Particulars	No. of responses.
Yes	45
No	21
Not applicable	8

Analysis : Majority of respondents are saying 'yes' to do interdisciplinary study.

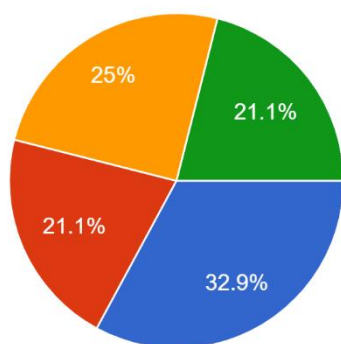
10) For how many courses did you have (give numbers) a) project work b) practical work c) team projects d) field work

Analysis :Majority of respondents are saying project work and practical work is for all the subjects.

Particulars	Type of Responses
Project work	1, 2,4 ,all
Practical work	1, 2,4 ,all
Team projects	1, 2,3
Field work	1

11) Did any of this help?

76 responses



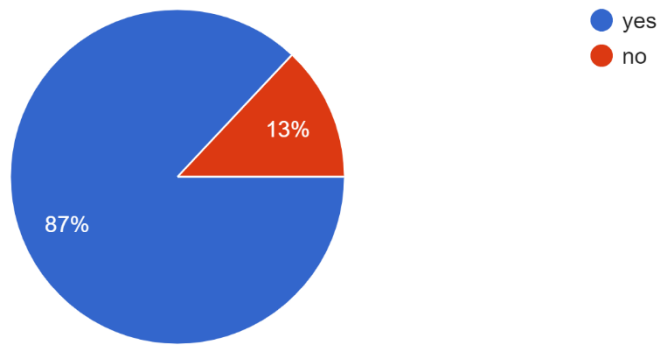
- to make classwork more relevant
- to make class work more understandable
- to build team spirit
- to promote independent study skills

Particulars	No. of responses.
To make classwork more relevant	25
To make class work more understandable	16
To build team spirit	19
To promote independent study skills	16

Analysis : Majority of respondents are saying ‘ To make classwork more relevant’ all work helped.

12) Was the practical/studio/workshop component of your courses sequenced integrally with theory classes?

77 responses

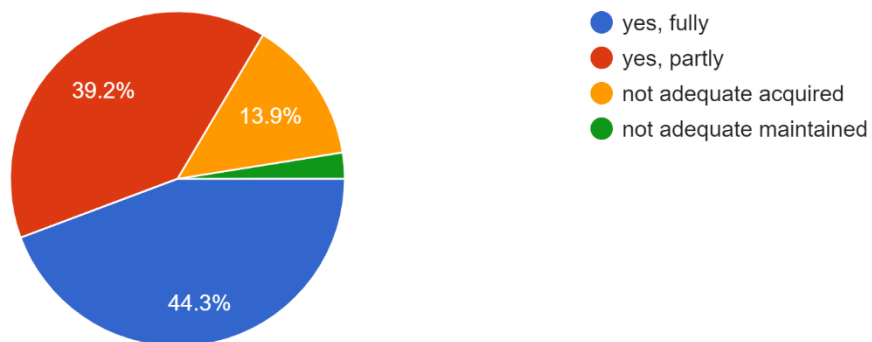


Particulars	No. of responses
Yes	67
No	10

Analysis : Majority of respondents are saying practical/studio/workshop component of your courses were sequenced integrally with theory classes.

13) Were the laboratories/studios/workshops adequately equipped and properly maintained?

79 responses

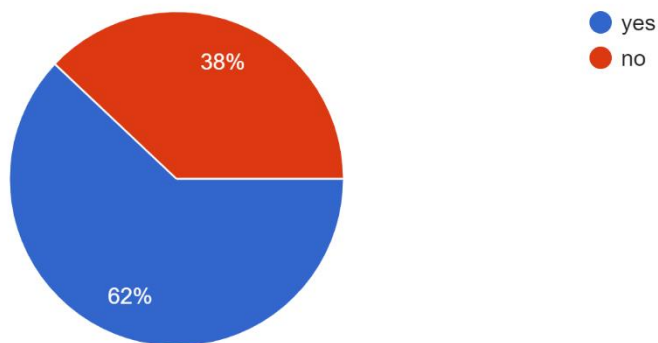


Analysis : Majority of respondents are saying that the laboratories/studios/workshops were adequately equipped and properly maintained

Particulars	No. of responses.
Yes, fully	35
Yes, partly	31
Not adequate acquired	11
Not adequate maintained	2

14) Were you provided training in library use?

79 responses

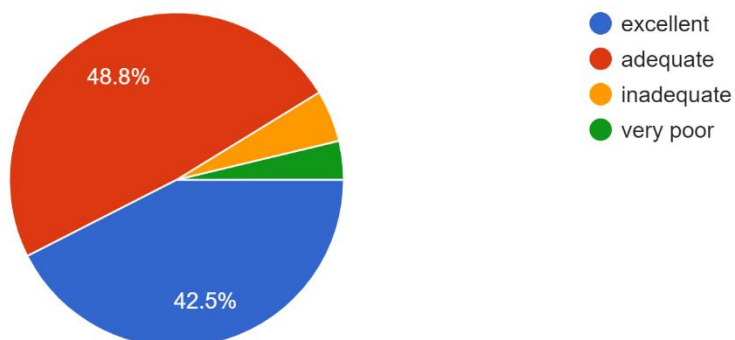


Analysis : Majority of respondents are saying 'yes' to the provided training in library use.

Particulars	No. of responses.
Yes	49
No	30

15) What is your opinion of the library holdings for your subject?

80 responses

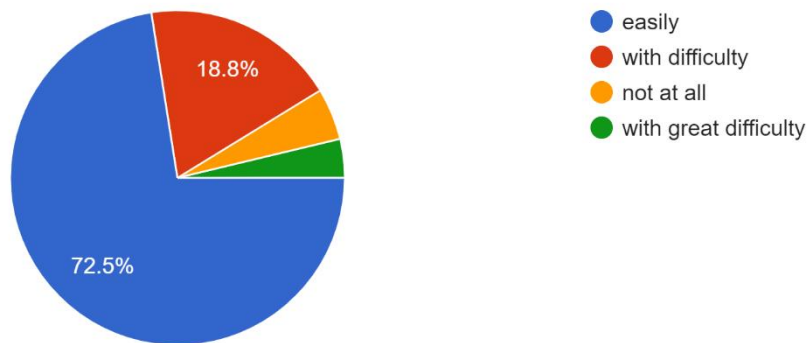


Analysis : Majority of respondents are saying Library holdings are Adequate for their subjects.

Particulars	No. of responses.
Excellent	34
Adequate	39
Inadequate	4
Very poor	3

16) Were you able to get the prescribed readings?

80 responses

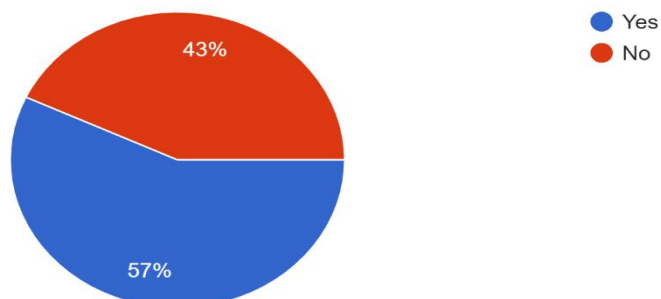


Analysis : Majority of respondents are saying they were easily able to get the prescribed readings.

Particulars	No. of responses.
Easily	58
With difficulty	15
Not at all	4
With great difficulty	3

17) Were you provided with training in computer use?

79 responses

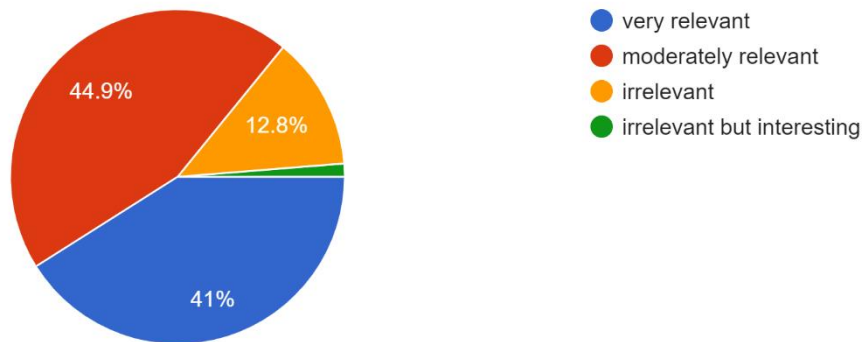


Analysis : Majority of respondents are saying 'yes' to computer training.

Particulars	No. of responses.
Yes	45
No	34

18) How educative was your mid course placement?

78 responses

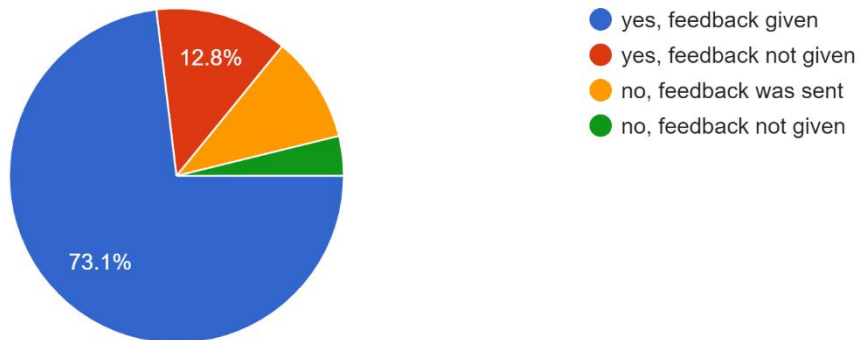


Analysis : Majority of respondents are saying the mid-course placement was moderately relevant.

Particulars	No. of responses.
Very relevant	32
Moderately relevant	35
Irrelevant	10
Irrelevant but interesting	1

19) Did the departmental faculty visit you and was feedback provided?

78 responses

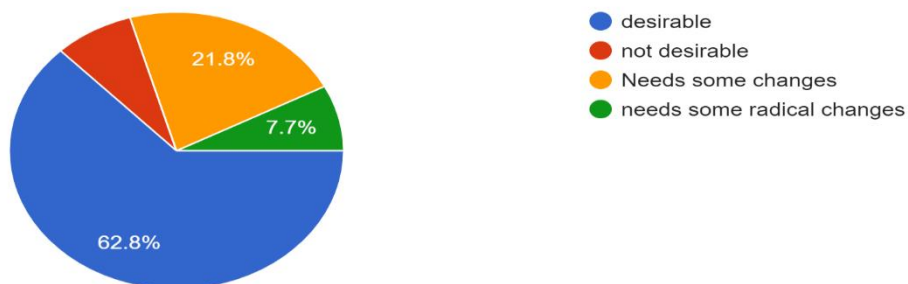


Analysis : Majority of respondents are saying ‘yes’ to the provision of feedback.

Particulars	No. of responses.
Yes, feedback given	57
Yes, feedback not given	10
No, feedback was sent	8
No, feedback not given	3

20) The internal evaluation system as it exists is

78 responses

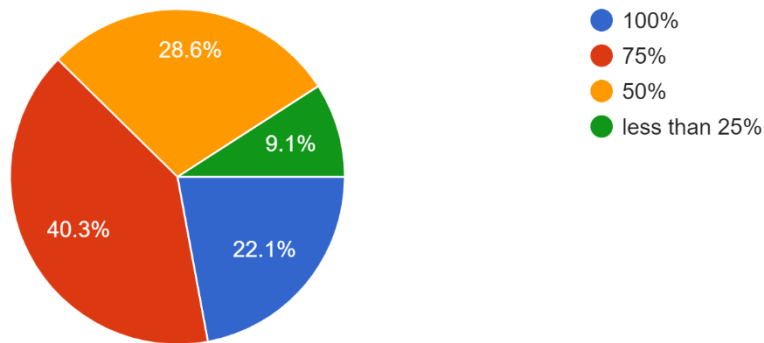


Analysis : Majority of respondents are saying internal evaluation system is desirable.

Particulars	No. of responses.
Desirable	49
Not desirable	6
Needs some changes	17
Needs some radical changes	6

21) In your opinion, how much of the total weightage of a course should the internal assessment account for?

77 responses

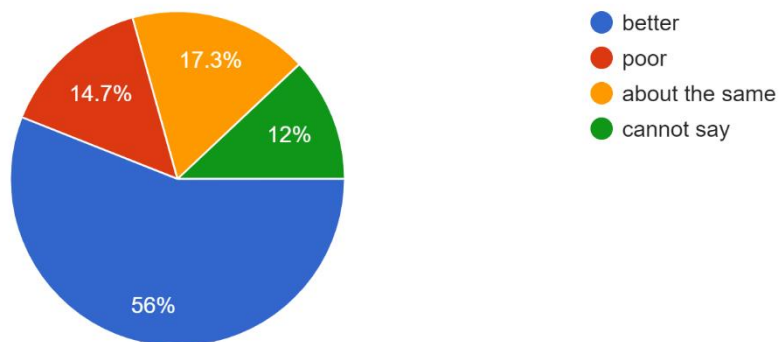


Analysis : Majority of respondents are saying '75 %' weightage to the internal assessment.

Particulars	No. of responses.
100%	17
75%	31
50%	22
Less than 25%	7

22) If no weightage was given to sessional work, do you think your grades would have been

75 responses



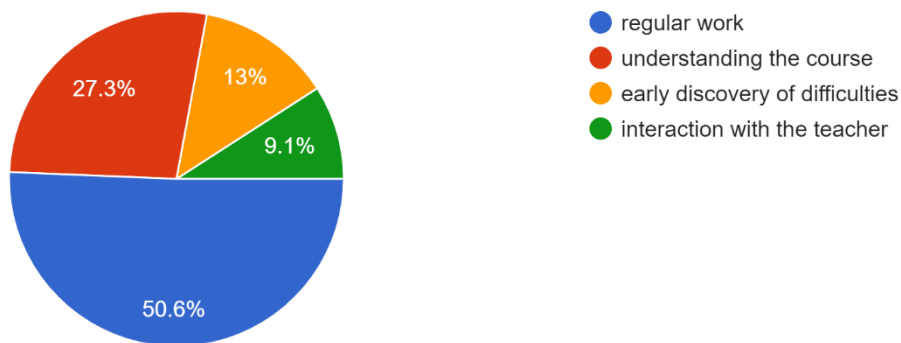
Analysis : Majority of respondents are saying grades would be better.

Particulars	No. of responses.
Better	42
Poor	11

About the same	13
Cannot say	9

23) Is the internal assessment system conducive to

77 responses

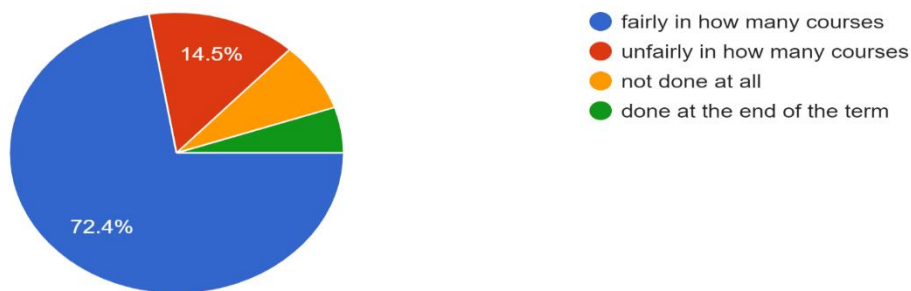


Analysis : Majority of respondents are saying internal assessment system is conducive regular work.

Particulars	No. of responses.
Regular work	39
Understanding the course	21
Early discovery of difficulties	10
Interaction with the teacher	7

24) The internal assessment system operated

76 responses



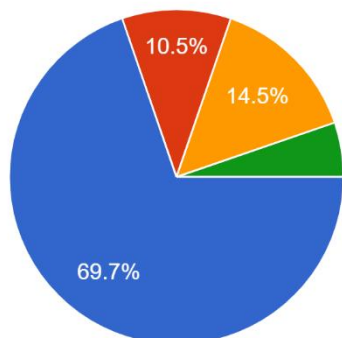
Analysis : Majority of respondents are saying internal assessment is unfairly in many courses.

Particulars	No. of responses.
Fairly in how many courses	55
Unfairly in how many courses	11

Not done at all	6
Done at the end of the term	4

25) The internal assessment was done

76 responses



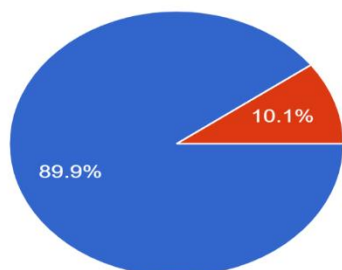
- regularly in how many courses?
- Haphazardly in how many courses?
- Only at term end in how many courses?
- Not done at all

Analysis : Majority of respondents are saying internal assessment was done regularly in many courses.

Particulars	No. of responses.
Regularly in how many courses?	53
Haphazardly in how many courses?	8
Only at term end in how many courses?	11
Not done at all	4

26) Were your written assignments returned on time?

79 responses



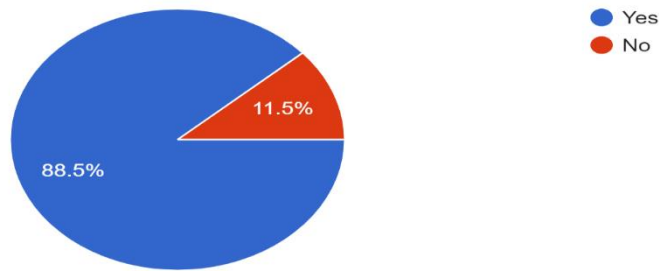
- Yes
- No

Analysis : Majority of respondents are saying 'yes' to the contents .

Particulars	No. of responses.
Yes	71
No	8

27) Were they returned with helpful comments?

78 responses

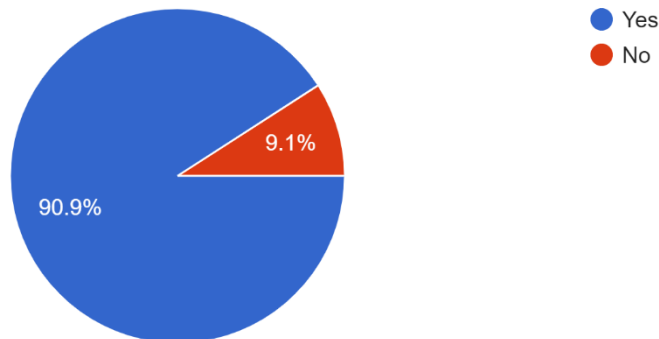


Analysis : Majority of respondents are saying 'yes' to helpful comments .

Particulars	No. of responses.
Yes	69
No	9

28) Did the department have provision to take care of grievances?

77 responses



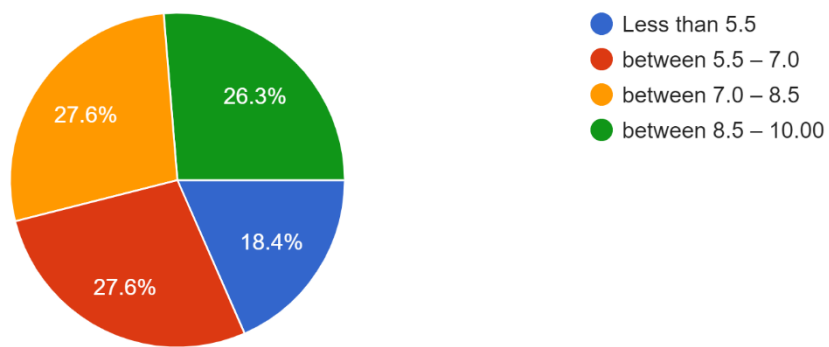
Analysis : Majority of respondents are saying 'yes' to provision of grievance management in the department.

Particulars	No. of responses.
Yes	70
No	7

29) How many teachers taught you during the full duration of the programme? (Give the total number)55 responses

Particulars	No. of Responses
3	2
4	2
5	2
6	4
7	10
8	35

30) If you had to grade your teachers on a ten point scale in the descending order 10 lowest 0 to how many of the teachers would you assign the foll... teachers against each grade) out of a total of 10
76 responses

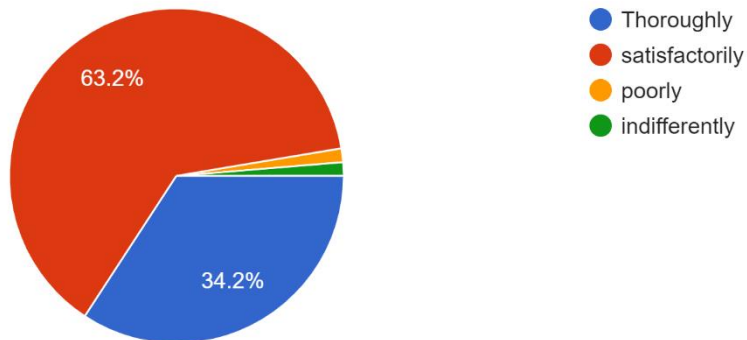


Analysis : Majority of respondents are saying '5-5 to 7.0 'and 7.0 to 8.5'

Particulars	No. of responses.
Less than 5.5	14
Between 5.5 - 7.0	21
Between 7.0 - 8.5	21
Between 8.5 - 10.00	20

31) How many teachers prepared their lectures (give numbers)?

76 responses

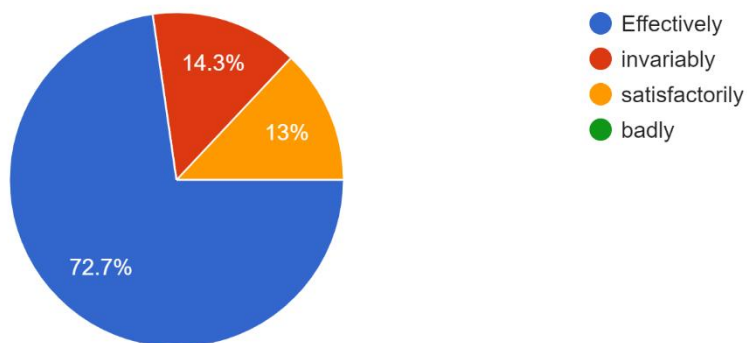


Analysis : Majority of respondents are saying lectures prepared by them were satisfactory.

Particulars	No. of responses.
Thoroughly	26
Satisfactorily	48
Poorly	1
Indifferently	1

32) How many teachers were able to communicate (give numbers)?

77 responses



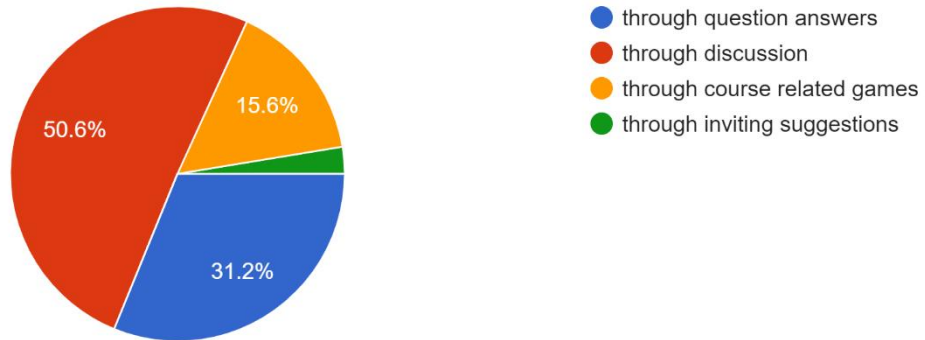
Analysis : Majority of respondents are saying teachers were able to communicate effectively

Particulars	No. of responses.
-------------	-------------------

Effectively	56
Invariably	11
Satisfactorily	10
Badly	0

33) How can teachers encourage students to participate in the class? (Give numbers)

77 responses

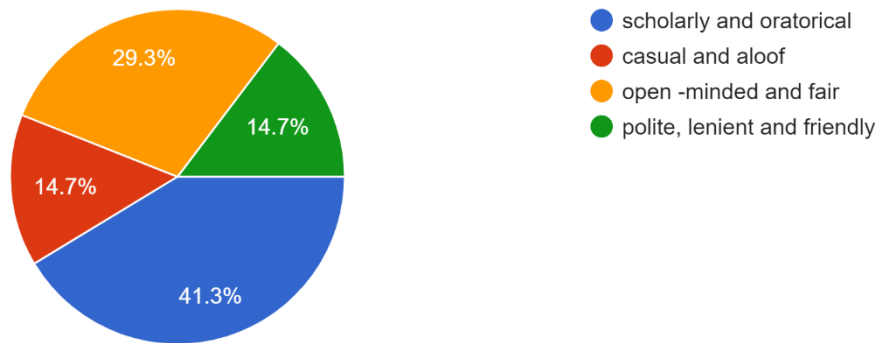


Analysis : Majority of respondents are saying ‘through discussion’ teachers encouraged to participate in class.

Particulars	No. of responses.
Through question answers	24
Through discussion	39
Through course related games	12
Through inviting suggestions	2

34) You would rate your teachers to be (rank the qualities according to your preference, omitting the ones that do not apply) (give numbers)

75 responses



Analysis : Majority of respondents are saying ‘teachers were scholarly and oratorical’.

Particulars	No. of responses.
Scholarly and oratorical	31
Casual and aloof	11
Open -minded and fair	22
Polite, lenient and friendly	11

35) If you wish, you may name the teacher you liked best for the qualities you ranked the highest in question .

Dr. S S Kaptan
Dr. Santosh Sadar
Dr. deepak chacharkar
Dr Sandhya Bhagat
Prof Pallavi Kandalkar
Prof Viren Augstine
Prof Mukta Mantri

36) At the end of the programme of study you came out

76 responses

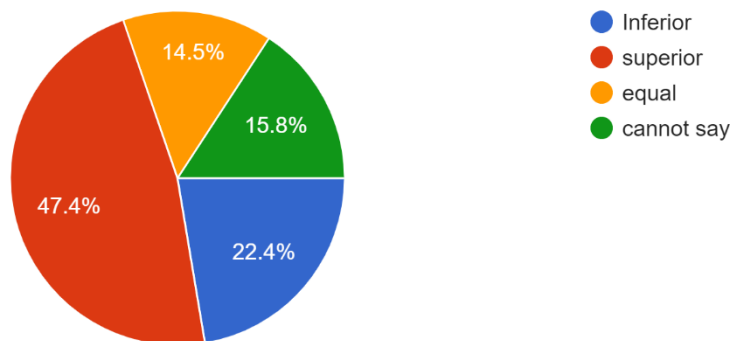


Analysis : Majority of respondents are saying better informed and skilled.

Particulars	No. of responses.
The same as before	20
Better informed and skilled	49
Less enthusiastic for further study	2
More enthusiastic for further study	5

37) When you meet students who have taken a similar programme at other institutions do you feel?

76 responses

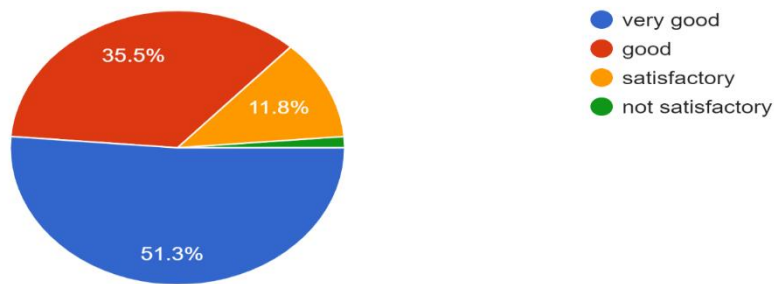


Analysis : Majority of respondents are saying superior than other students in other institutions.

Particulars	No. of responses.
Inferior	17
Superior	36
Equal	11
Cannot say	12

38) How do you rate the student-teacher relationship in the institution as a whole?

76 responses



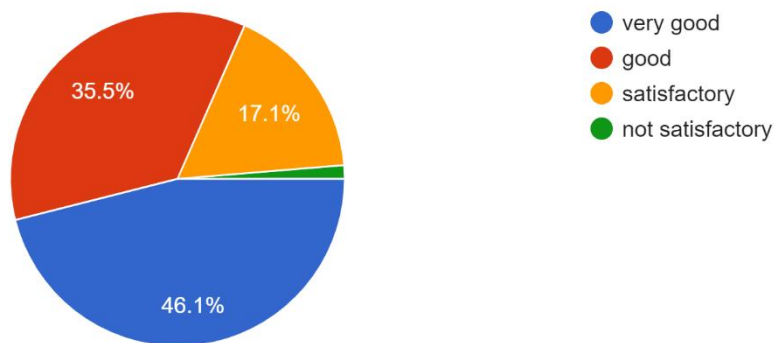
Analysis : Majority of respondents are saying ‘student teacher relationship is very good in the department.

Particulars	No. of responses.
Very good	39
Good	27
Satisfactory	9
Not satisfactory	1

39) How do you rate the student-teacher relationship in your department? 76 responses

39) How do you rate the student-teacher relationship in your department?

76 responses



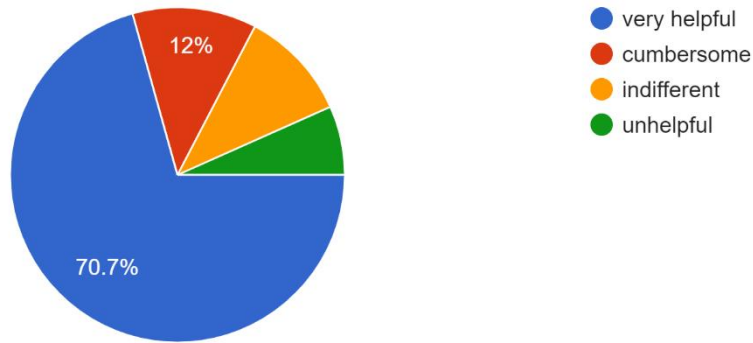
Analysis : Majority of respondents are saying student teacher relationship is very good in the department.

Particulars	No. of responses.
Very good	35
Good	27
Satisfactory	13

Not satisfactory	1
------------------	---

40) How do you find the institution's administrative offices?

75 responses

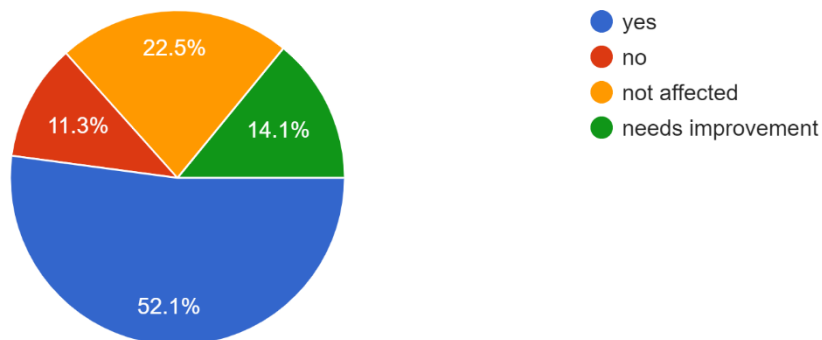


Analysis : Majority of respondents are saying administrative office is very helpful in the department .

Particulars	No. of responses.
Very helpful	53
Cumbersome	9
Indifferent	8
Unhelpful	5

41) Are you satisfied with the hostel facilities?

71 responses

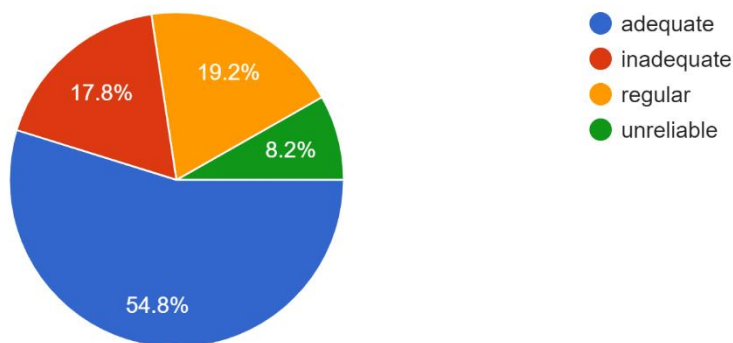


Analysis : Majority of respondents are saying hostel facility is satisfactory .

Particulars	No. of responses.
Yes	37
No	8
Not affected	16
Needs improvement	10

42) How do you find the transport facility of the institution?

73 responses

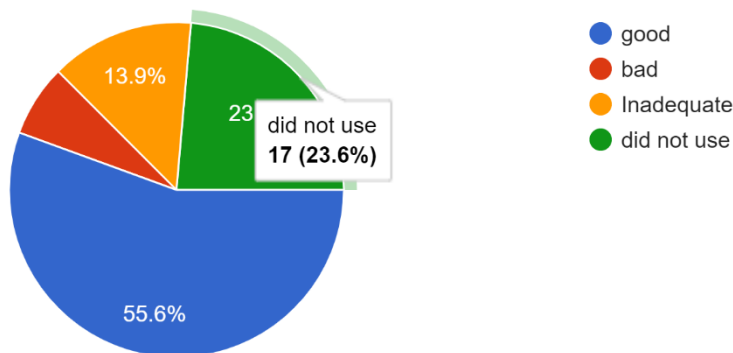


Analysis : Majority of respondents are saying transport facility to the department is adequate.

Particulars	No. of responses.
Adequate	40
Inadequate	13
Regular	14
Unreliable	6

43) How do you rate the health care facilities?

72 responses

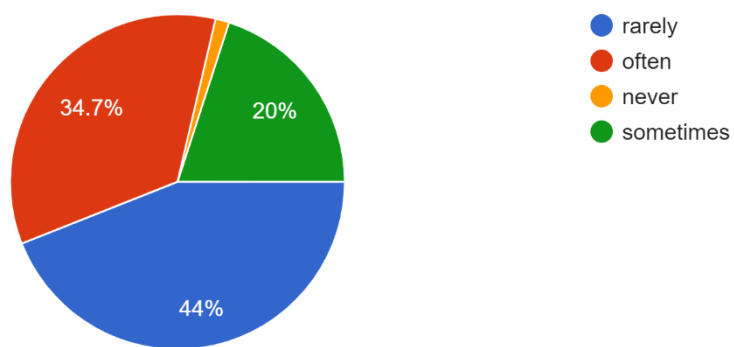


Analysis : Majority of respondents are saying healthcare facility at department are good.

Particulars	No. of responses.
Good	40
Bad	5
Inadequate	10
Did not use	17

44) Did you participate in any of the extra curricular activities of the department/institution?

75 responses

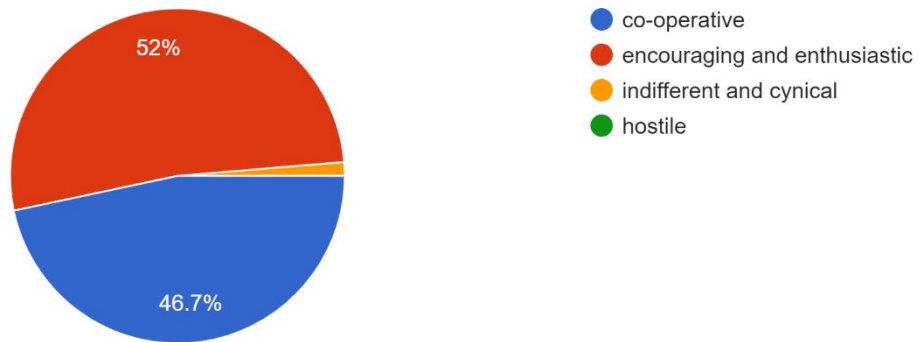


Analysis : Majority of respondents are saying they have rarely participated in extra curricular activities.

Particulars	No. of responses.
Rarely	33
Often	26
Never	1
Sometimes	15

45) What was the attitude of teachers to extra curricular activities?

75 responses

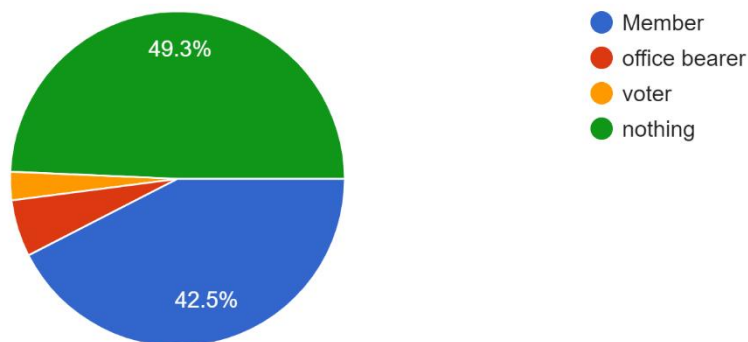


Analysis : Majority of respondents are saying attitude of teachers was encouraging and enthusiastic.

Particulars	No. of responses.
Co-operative	35
Encouraging and enthusiastic	39
Indifferent and cynical	1
Hostile	0

46) What was your relationship with the Students' Union?

73 responses

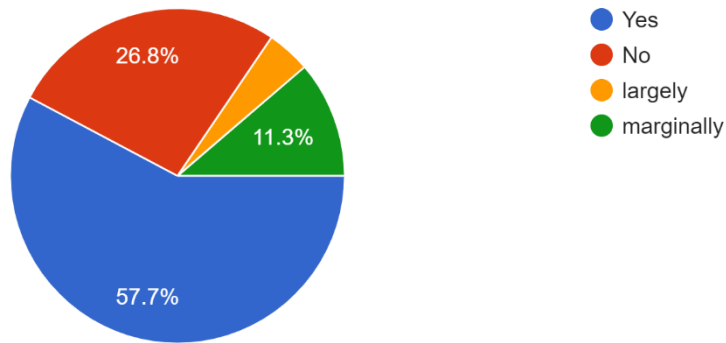


Analysis : Majority of respondents are saying they were not members of student union.

Particulars	No. of responses.
Member	31
Office bearer	4
Voter	2

Nothing	36
---------	----

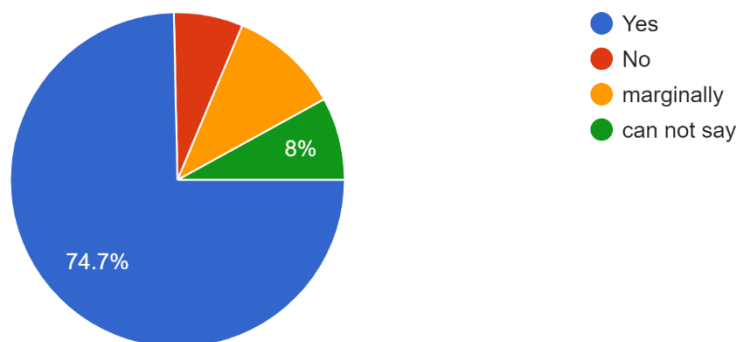
47) Was the Students' Union representative of the student community?
71 responses



Analysis : Majority of respondents are saying 'yes' to the contents .

Particulars	No. of responses.
Yes	41
No	19
Largely	3
Marginally	8

48) Has your time at the institution been intellectually enriching?
75 responses

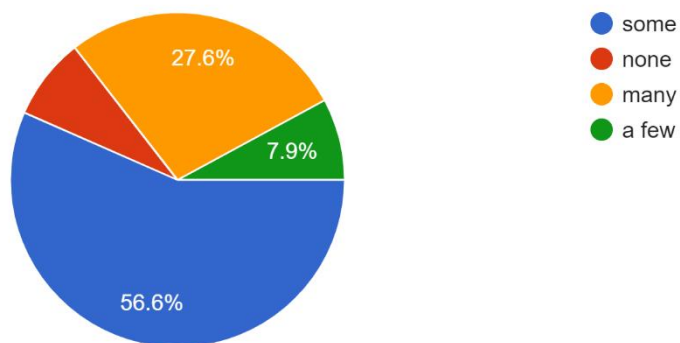


Analysis : Majority of respondents are saying 'yes' to the contents .

Particulars	No. of responses.
Yes	56
No	5
Marginally	8
Can not say	6

49) Have you made friends with anyone, which you expect will last long?

76 responses

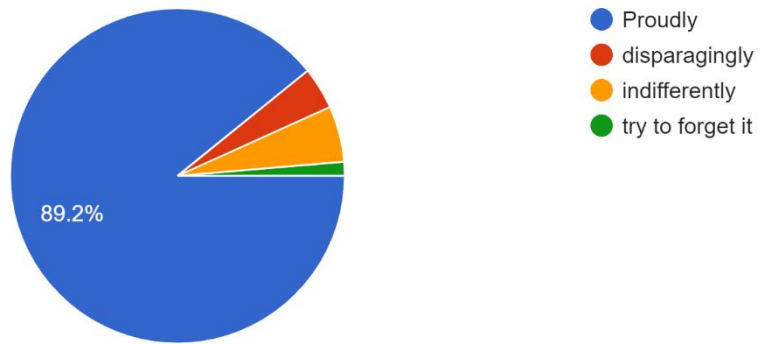


Analysis : Majority of respondents are saying they have made some friends .

Particulars	No. of responses.
Some	43
None	6
Many	21
A few	6

50) After leaving the institution how will you talk about it?

74 responses



Analysis : Majority of respondents are saying they will talk about the department 'proudly'.